

A Description of Mathematical Communication Skills of Students Viewed from Hippocrates-Galeneuspersonality Type

Gunawan

Abstract— This research aims to know mathematical communication ability of students in class II C on integral calculus courses on the subject of integral applications viewed from Hippocrates-genius sanguine personality type which covers choleric, melancholy, and phlegmatic. The researchers used qualitative method to describestudents' skills on mathematical communication. The data collection was conducted by giving a personality type test which was represented by two samples of each personality type. The selected samples were given tests measuring mathematical communication skills and also were interviewed for the answers given. Results of the research shows that sanguine personality type meets all indicators of mathematical communication skills. Choleric personality type meet all indicators of mathematical communication skills. Melancholic personality type indicators meet two of mathematical communication skills by expressing or transferring daily life events into mathematical language or symbols and providing an explanation, idea, concept or mathematical situation using their own language in written form while student with a phlegmatic personality type meets two indicators of mathematical communication skills.

Keywords— Mathematical Communication Ability, Hippocrates-Galeneus Personality Type.

I. INTRODUCTION

Mathematical communication is an ability to convey an idea or notion either orally or written by using symbols, charts, or diagrams to explain a situation or problem from the information obtained. Mahmudi (2009) stated that mathematical communication covers written and oral communication. Written communication may present in the form of words, images, tables, which describe the thinking process of students. Written communication may present in a description of problem solving or mathematical proofing which

Mathematical communication ability is one of important capabilities and is expected to be mastered by students especially students in class II C of Mathematics Education Department, Faculty of Teacher Training and Education, Universitas Muhammadiyah Purwokerto. As stated and confirmed by Umar (2012), that learning should be able to help students in communicating mathematical ideas through

four aspects of communication covering listening, reading, writing and discussion. In addition, Umar (2012) stated that at least there are two important reasons why communication in learning math is important for students. First, math is not merely a means to think, discovering patterns, solving problems or taking the conclusions, math holds important role in communicating ideas clearly, precisely, and concisely. Second, mathematics as a social activity in learning, mathematics as an interactions media among students, as well as a communication means between teacher and student. Therefore, students need to be familiarized in learning to provide arguments against any answer and provide response toward the answers given by other people to give a meaning on studied material.

An analysis of students' mathematical communication skills was conducted during integral calculus course in class II C of mathematics education department, Faculty of Teacher Training and Education, Universitas Muhammadiyah Purwokerto. Students of II C are in the transition from secondary level student education to the higher education. Students used to answering math problems directly without writing down the steps or process. Student did not get used to communicate or explain in detail to results.

Researchers conducted a review of mathematical communication ability of Hippocrates-Galeneus type covering sanguine, choleric, melancholic, and phlegmatic. Sanguine personality type has a very inspiring character which is required to find a mathematical concept or idea. Melancholic personality type has dominant analytical, detailed Planner, idealistic, which is needed to the ability development in explaining mathematical steps consecutively. Analytical character owned by student allow them seeing the problem from different points of view from other people as well as the presence of high idealistic will trigger the presence of a new innovation. Choleric personality type has an independent character and also productive which lead in creating original products as a result of independency supported by productive character. Phlegmatic personality type which is easy to adapt is very possible to be flexible in responding disagreements.

The explanation above is a reason for researchers to conduct research on students' mathematical communication skills in class II C on integral application material observed from the the point of view of sanguine, melancholic, choleric, and

phlegmatic personality types in mathematic education department, Faculty of Teacher Training and Education, Universitas Muhammadiyah Purwokerto on the course of integral calculus.

II. RESEARCH METHODS

A. Type of Research

This type of research is a descriptive qualitative, since the data collected are written material, words, or images. This study focuses on an overview of mathematical communication abilities of the student which furthermore the data obtained is presented in sentences.

B. Research Procedure

The research was conducted in three stages, namely preparation, data retrieval, and coverage. As for the elaboration of the respective answers are as follows:

1. Preparation

- a) Defining a course which will be used as research namely calculus integral applications course.
- b) Determining the class research, class II was considered as the sample.

- c) Designing the instruments that will be used in research that is mathematical communication skills, personality type tests, and guidelines for the interview.

2. Data retrieval

- a) The data of personality types which then are grouped into four personality types covering sanguine, melancholic, choleric, and phlegmatic.
- b) Taking two samples of each type of personality to be tested on their ability of mathematical communication..

III. RESULTS AND DISCUSSION

The researcher gave the personality type test to students class II C on integral calculus courses, in mathematics education department, Faculty of Teacher Training and Education, Universitas Muhammadiyah Purwokerto.

Students' mathematical communication skills test consisted of two essay tests covering these indicators:

- 1. Reflecting images, tables, or charts into mathematical ideas.
- 2. Expressing the daily life event, concept, or mathematical symbols.
- 3. Providing an explanation of ideas, concepts or mathematical symbols using their own language in mathematical writing form.

The researcher tried to describe the test data of students' mathematical communication ability test in based on the answer of test number.

Question number 1. Calculate the area demarcated by the curve $y = x^2 - 2x$, $y = -x^2$ and axis X.

Here are the explanation of the answer to question test about the ability of mathematical communication based on each personality type.

A. Sanguine personality type

a. Respondent S₁

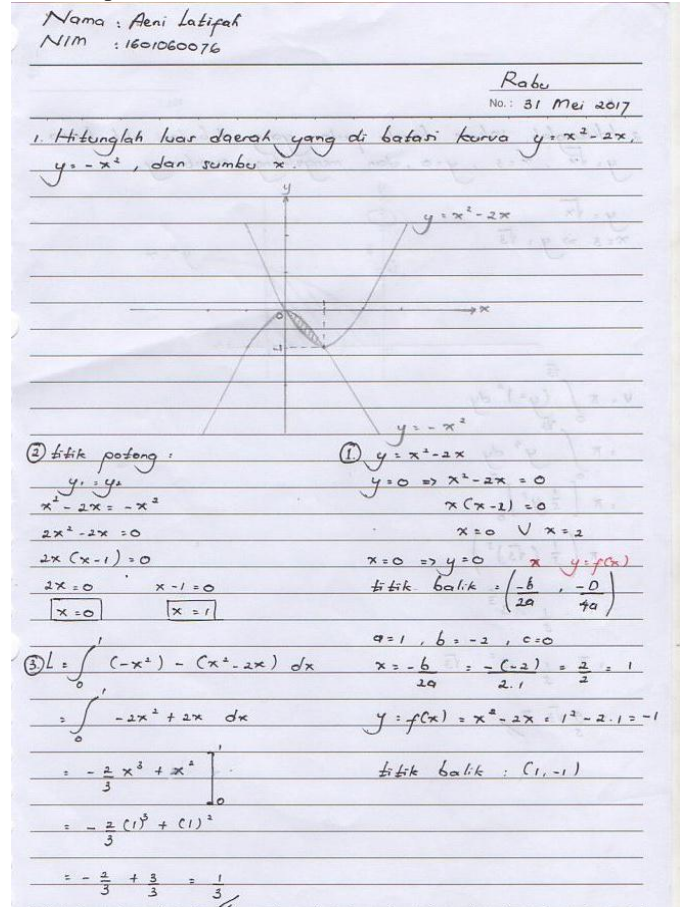


Fig. 4.2. The respondent's S₁ answer to question number 1

1) Reflecting images, tables, or charts into mathematical ideas.

S₁ Respondent answered by drawing an image of a curve which has been known. Answers given by respondent S₁ are correct because Respondent S₁ has already drawn shading to the intended area. In the interview, Respondent S₁ explained firmly and confidently, the image is also correct. The result shows that respondents S₁ are able to reflect the question in the form of a picture or graphic into mathematical ideas.

2) Expressing the daily life event in languages or mathematical symbols.

Picture 4.2 is the answer of respondents S₁. They answered question number 1 using mathematical language. It shows the students can solve the problem in question number 1. In the interview, respondents S₁ are able to explain the way in solving the problem. This result indicates that Respondents S₁ are capable to declare the daily events into language or mathematical symbols.

3) Providing an explanation of ideas, concepts or mathematical symbols with their own language in the form of mathematics writing.

Respondent S₁ determined the limits point earlier which would be used with the similarities of the two curves. This indicates that students are able to draw the integrals

boundary.”

B. Choleric Personality type

Respondent K₁

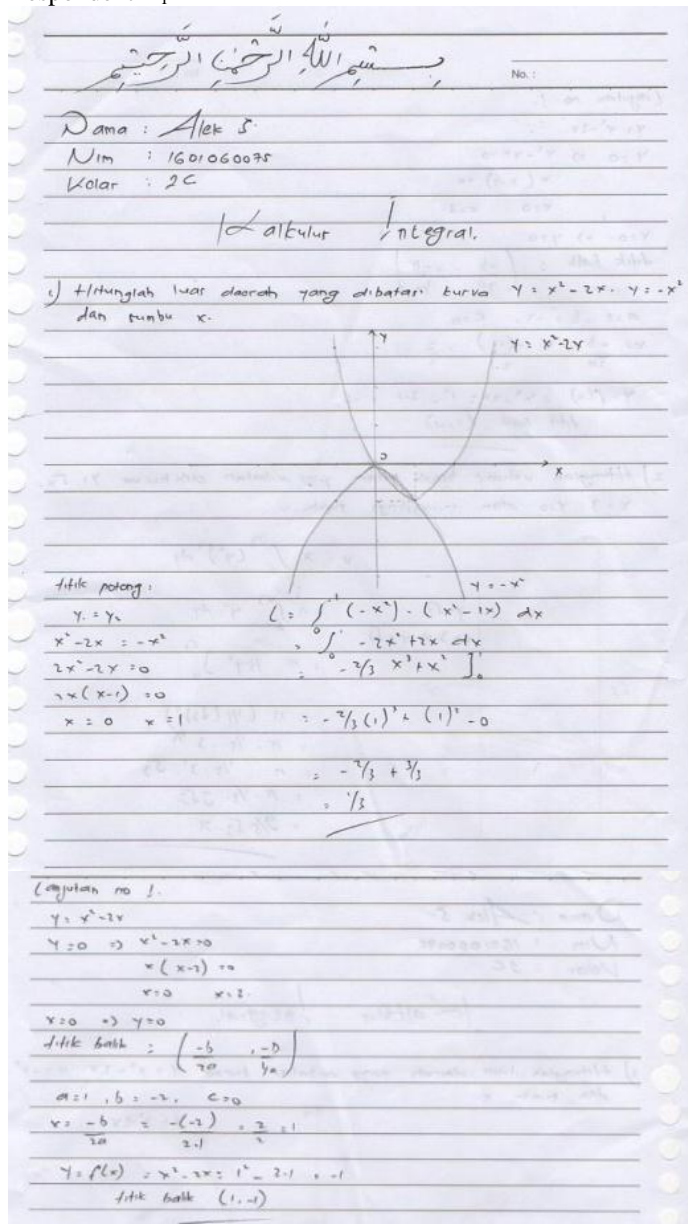


Fig. 4. The respondent's K₁ answer to question number 1

1) Reflecting images, tables, or charts into mathematical ideas.

Picture 4.4 shows the answers of Respondent 4. Respondent 4 replied by describing known curve earlier. Then fill the intended area with shading. In the interview, respondent K₁ could explain how to draw, explaining the steps in the drawing. This shows the respondent K₁ fully hasn't been able to link the pictures, tables, and, charts into mathematical ideas.

2) Expressing the daily event using languages or mathematical symbols.

Picture 4.4 shows the results of an answer from the respondent K₁. The Respondent did not use any symbol in

answering the question. In the interview, respondent K₁ said that he forgot and felt confused in answering the question. This indicates that respondents K₁ hasn't been able to express daily events into language or mathematical symbols.

3) Providing an explanation of ideas, concepts or mathematical symbols with their own language in mathematical writing form.

The third respondents or respondents K₁ did not answer the integral value.

C. Melancholic personality type

Respondent M₁

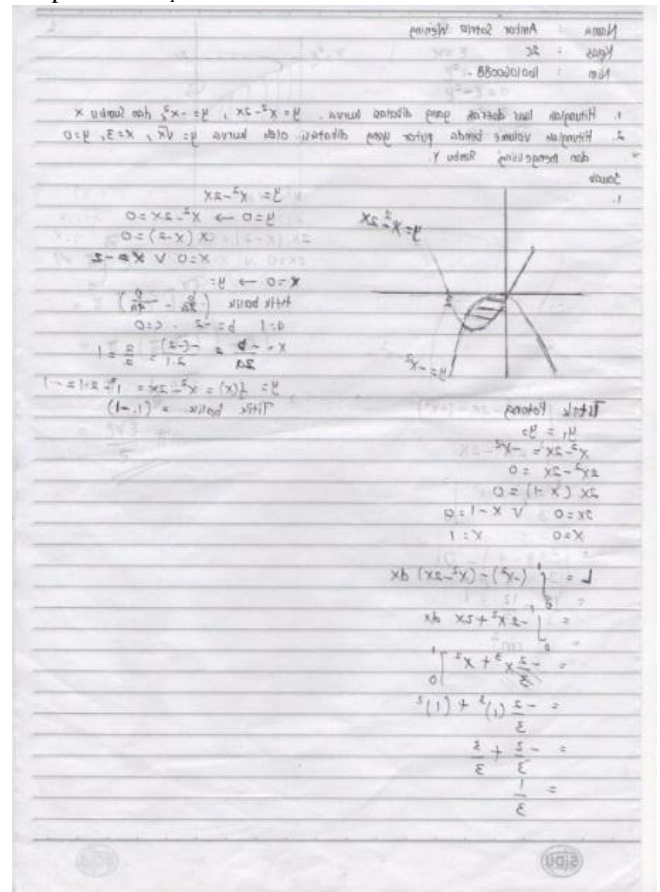


Fig.5 an answer of respondent M₁ to question number 1

1) Reflecting picture, tables, or charts into mathematical ideas.

Picture 4.5 explains the picture from the respondent M₁. Respondents M₁ answered correctly and appropriately. Respondent M₁ determined the intersection of the curves, then determines the peak point of the curve, and determining the limit of the curve with the equality concept of two curves. This proves the respondent M₁ has already understood the question and can answer it. In the interview, respondent M₁ could explain the intersection point, peak point, and limit point of the curves. This showed Respondent M₁ was able in connecting images, tables, and graphs into mathematical ideas.

2) Expressing the daily event in languages or mathematical symbols.

As shown on picture 4.5, the respondent M₁ answered

correctly question number 1. It can be seen from the symbols used such as the width of disjunction area. This shows that students can solve the problem in question number 1. In the interviews, respondent M₁ said that students may explain the symbols used. This indicates that respondent M₁ is able to express the daily events into language or mathematical symbols.

3) Providing an explanation of ideas, concepts or mathematical symbols using their own language in the form of mathematical writing.

The third respondent is Respondent M₁. Respondent M₁ answered the rule in using finite integral appropriately and correctly.

D. Phlegmatic Personality type

a. Respondent P₁

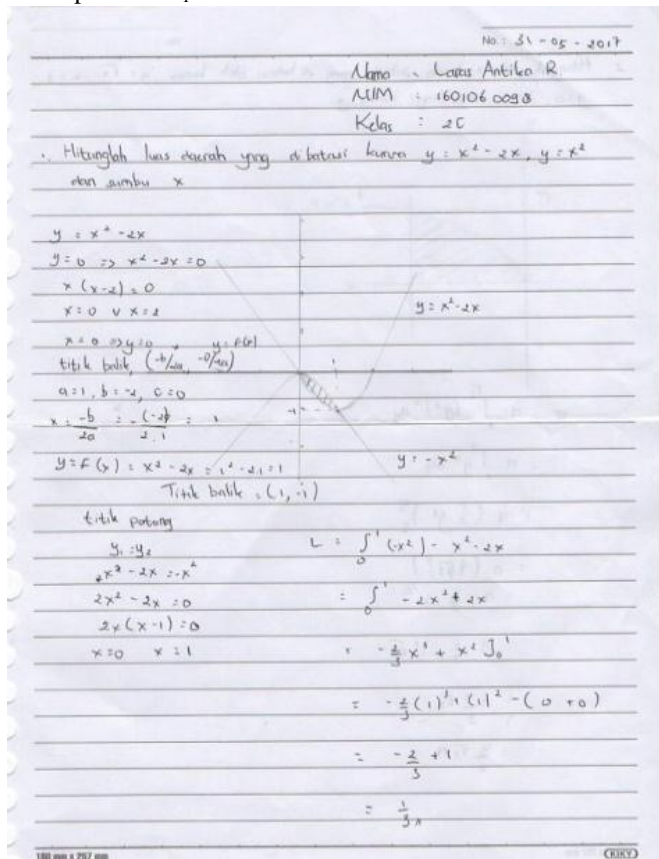


Fig. 4.6. The answer of respondent's P₁ to question number 1

1) Reflecting image, tables, or charts into mathematical ideas.

As shown on Picture 4.6, Respondent P₁ answered correctly. They drew intended area earlier before answering the questions to facilitate in answering the question. Students also determined peak point and the intersection point first. The objective is to know the boundaries of the two curves. Respondents P₁ has already understood how to draw a curve. In the interview, Respondent P₁ can explain how to draw a quadratic function, define the limit point, and the rule of finite integral. This shows the Respondent P₁ is able to fully link the image, tables, graphs into mathematical

ideas.

2) Expressing daily event in languages or mathematical symbols.

As shown from the picture above, the respondent P₁ answered correctly the question. This indicates that Respondent P₁ understand the problem in question number 1. During the interview, the respondent P₁ explained that he has already known and understand how to define integrals, this shows that Respondents P₁ has already been able to express the daily event in languages or mathematical symbols.

3) Providing an explanation of ideas, concepts or mathematical symbols with their own language the form of mathematics writing.

As shown on picture 4.6. In answering question, Respondent P₁ draw the the curve, the drawing is clearly visible shows the interval boundary which will be used to calculate integrals. Respondents P₁ also drew the second diagram of both curve correctly. When the respondent was interviewed, respondent P₁ can explain how to calculate the turning point

by using the formula $\left(\frac{-b}{2a}, f\left(\frac{-b}{2a}\right)\right)$. In addition, it can

also explain how to calculate the amount using the integral formulas $\int_a^b f(x)dx = F(b) - F(a)$ with F (x) is the

derivative of f (x). Respondents P₁ felt confident with his answers. This indicates that Respondents P₁ is able to provide an explanation, idea, concept or mathematical situation using his own language in written and oral form.

IV. CONCLUSION

Based on the results description and discussion, it can be concluded that the students' communication ability of math class II C on calculus integral courses with the main discussin of integral application as follows:

1. Respondents with communication capability on Sanguine personality types are capable in fulfilling the three indicators of students' mathematical communication ability.

2. Respondents with communication skills on the type Choleric personality can understand the problem well. Therefore, respondents with communication capability on Choleric personality type meet all indicators of mathematical communication skills.

3. Respondents with communication skills on a Melancholy personality type can understand the problem well. As for problem number 1 meet all indicators of mathematical communication skills.

4. Respondent meet all indicators of mathematical communication ability at both given question.

REFERENCES

[1] Bistari. (2010). Pengembangan Kemandirian Belajar Berbasis Nilai untuk Meningkatkan Komunikasi Matematika. Jurnal Pendidikan Matematikadan IPA, 1(1), 11 – 23.

- [2] Littauer, F. (2015). *Your Personality Tree*. Surabaya: MIC (Menuju Insan Cemerlang).
- [3] Gafari, O. (2008). *Komunikasi Dalam Manajemen Pendidikan*. *EduSentris*, 2(2), 45- 67. Diakses dari :<http://jurnal.upi.edu>.
- [4] Khalid, M. dan Tengah, M.K.A. (2008). *Communication in Mathematics: The Role of Language and Its Consequences for English as Second Language Students*. Diakses dari http://www.criced.tsukuba.ac.jp/math/apec/apec2008/papers/PDF/7.Madiah_Khalid_Brunei.pdf.
- [5] Mahmudi, A. (2009). *Komunikasi dalam Pembelajaran Matematika*. Yogyakarta. *Jurnal MIPMIPA UNHALU*, 8(1), 1-9. Diakses dari :http://staff.uny.ac.id/sites/default/files/penelitian/Ali%20Mahmudi,%20S.Pd,%20M.Pd,%20Dr./Makalah%2006%20Jurnal%20UNHALU%202008%20_Komunikasi%20dlm%20Pembelajaran%20Matematika_.pdf
- [6] Umar, W. (2012). *Membangun Kemampuan Komunikasi Matematis dalam Pembelajaran Matematika*. *Jurnal Ilmiah rogram Studi Pendidikan Matematika STKIP Siliwangi Bandung*, 1(1), 1-9. Diakses dari: <http://publikasi.stkipsiliwangi.ac.id/files/2012/08/Wahid-Umar.pdf>.
- [7] Utari, S. (2005). *Meningkatkan Komunikasi Matematik Siswa Smp Melalui Realistic Mathematics Education (Rme) Dalam Rangka Menuju Sekolah Bertaraf Internasional (Sbi)*. *EduSentris*, 1(2), 1-9. Diakses dari :<http://jurnal.upi.edu>. [2 Maret 2017]
- [8] Yusuf, S., & Nurihsan, J. (2011). *TeoriKepribadian*. Bandung: RemajaRosdakarya.