

Design and Optimization of Self Nano-Emulsifying Drug Delivery System Containing a New Anti- inflammatory Agent Pentagamavunon-0

by Ika Yuni Astuti

Submission date: 16-Dec-2020 01:04PM (UTC+0700)

Submission ID: 1476546823

File name: artikel_jurnal_IJC.pdf (412.56K)

Word count: 6244

Character count: 32791

14
**Design and Optimization of Self Nano-Emulsifying Drug Delivery System
Containing a New Anti-inflammatory Agent Pentagamavunon-0**

Ika Yuni Astuti^{1,2,*}, Marchaban², Ronny Martien², and Agung Endro Nugroho²

¹Faculty of Pharmacy, University of Muhammadiyah Purwokerto,
Jl. Raya Dukuhwaluh, Dukuhwaluh, Kembaran, Purwokerto 53182, Indonesia

²Department of Pharmaceutics, Faculty of Pharmacy, Universitas Gadjah Mada,
Jl. Sekip Utara, Yogyakarta 55281, Indonesia

Received March 1, 2017; Accepted August 14, 2017

ABSTRACT

29
46
Pentagamavunon-0 is a potent anti-inflammatory drug. The oral bioavailability of PGV-0 is very low due to its low solubility in water. The aim of this study is to design and optimize SNEDDS formulation to improve dissolution of PGV-0 by Simplex Lattice Design. The independent variables were the amounts of oleic acid (X_1), Tween 20 and labrasol (X_2), and PEG 400 (X_3). The dependent variables were droplet size (Y_1), the concentration of PGV-0 dissolved in the 45th min (C_{45}) (Y_2) and solubility of PGV-0 (Y_3) fitted to a quadratic model. The equation, contour plots, and overlay plot were constructed to determine the optimum formulation and to understand the responses to various combinations of components. The optimum formulation of SNEDDS consists of 18.6% oleic acid, 51.4% Tween 20:labrasol 1:1 and 30% PEG 400. The C_{45} of the optimum formulation is 82.20%, significantly higher than unmodified PGV-0. The droplet size is 75.45 nm and solubility of PGV-0 is 31.80 mg/mL. The predicted values are not significantly different with the experimental values. The amount of oleic acid is the most influential factor to increase droplet size and decrease the C_{45} . The most-influential factor to increased C_{45} is the amount of PEG 400.

Keywords: pentagamavunon-0; SNEDDS; simplex lattice design

ABSTRAK

Pentagamavunon-0 merupakan obat anti-inflamasi yang poten. Ketersediaan hayati PGV-0 sangat rendah dikarenakan kelarutannya yang rendah dalam air. Tujuan studi ini adalah untuk mendesain dan mengoptimasi sebuah formula SNEDDS untuk memperbaiki disolusi PGV-0 dengan menggunakan Simplex Lattice Design. sebagai variabel tetap adalah jumlah asam oleat (X_1), Tween 20 dan labrasol (X_2), dan PEG 400 (X_3). Sebagai variabel tergantung adalah ukuran droplet (Y_1), konsentrasi PGV-0 yang terlarut pada menit ke-45 (C_{45}) (Y_2) dan kelarutan PGV-0 (Y_3) dipasangkan ke suatu model kuadrat. Persamaan, contour plot dan overlay plot dibuat untuk menentukan formula optimum dan untuk memahami efek berbagai kombinasi terhadap respon. Formula optimum SNEDDS terdiri dari 18,6% asam oleat, 51,4% Tween 20:labrasol 1:1 dan 30% PEG 400. C_{45} formula optimum 82,20%, secara bermakna lebih tinggi daripada PGV-0 yang belum diubah. Ukuran droplet 75.45 nm dan kelarutan PGV-0 31,80 mg/mL. Nilai perkiraan respon tidak berbeda bermakna dengan nilai respon hasil percobaan. Jumlah asam oleat merupakan faktor yang paling berpengaruh untuk meningkatkan ukuran droplet dan menurunkan C_{45} . Faktor yang paling berpengaruh untuk meningkatkan C_{45} adalah jumlah PEG 400.

Kata Kunci: pentagamavunon-0; SNEDDS; simplex lattice design

INTRODUCTION

Pentagamavunon-0 has potent anti-inflammatory and anti-allergic activity [1-3]. It is classified as practically insoluble drug in water and has low intestinal permeability [4]. Various strategies for improving solubility of PGV-0 and thereby the anti-inflammatory effect were PGV-0 salts synthesis and solid dispersion [5-7].

The previous techniques have shown limited utility.

Salt formation of a drug candidate, especially if prepared with an organic solvent, often exhibit longer dissolution time because when the salt face aqueous environment from water or humidity, the salt become unstable or converted to free acid or base form [8]. Solid dispersion technique has a good potential but the amorphous state of the drug may undergo crystallization to achieve its more stable form during manufacturing and storage [9]. The crystallization process may cause a decrease in solubility and

* Corresponding author. Tel : +62-81390315709
Email address : ika.yuni.a@mail.ugm.ac.id

dissolution time [10].

SEDDS have minimal instability problem because after given orally, the drug will be dispersed spontaneously in the gastrointestinal fluid yielding micro- or nanoemulsion, lead to surface area expansion to facilitate drug absorption in high level quickly. Dissolution time and bioavailability enhancement of drug when formulated as oral SEDDS showed by β -lactamase and curcumin [11-12]. The intestinal absorption of curcumin-loaded SNEDDS was 3.86 times than curcumin-suspension. However, research about PGV-0-loaded SNEDDS was never yet reported.

Development of SNEDDS by following a trial and error approach is highly time-consuming and cost ineffective. This approach is blending various excipients (factors) in different ratios, then the formulations studied for key performances. A most satisfactory result can be obtained, but better formulations may exist in other compositions, so an appropriate experimental design needed for optimization of SNEDDS.

Simplex lattice design (SLD) is one of standard mixture design that widely used for formulation optimization. The SLD for three components system represented by three-equilateral triangle. The design points (x) of a $\{q, m\}$ SLD for q components and m levels are fall in the boundary and lattices defined by following coordinate setting: $x_i = 0, 1/m, 2/m, \dots, 1$ for $i = 1, 2, \dots, q$. Typically in the SLD the fractions of independent factors must sum to one ($x_1 + x_2 + \dots + x_q = 1$). The responses of each formulation are fitted to a most suitable model. A mathematical equation can be obtained to predict the response of any mixture and determine the influence of relative proportion of each component on the response singly or in combination with other components. The SLD was successfully used to optimize curcumin-loaded SNEDDS and described the influence of the components on dependent variables, as well as apigenin [12-13]. The aims of our study are to optimize PGV-0-loaded SNEDDS by applying the SLD and to investigate the main effect, interaction effect, and quadratic effect of the formulation factors (oil, surfactant, and cosurfactant amount) on two responses: droplet size and concentration of PGV-0 dissolved in the 45th min (C_{45}).

EXPERIMENTAL SECTION

Materials

PGV-0 was obtained from Curcumin Research Center UGM. Soybean oil, corn oil, VCO, olive oil, PEG 400, span 80, Tween 80, and Tween 20 were purchased from Bratachem (Purwokerto). Labrafil, labrasol, and transcitol were kindly provided by Gattefosse (France) via PT Mensa Group (Jakarta). Kolliphor and myritol

were purchased from PT BASF Indonesia (Jakarta). All excipients were pharmaceutical grade.

Instrumentation

UV-Vis Spectrophotometer (Shimadzu) was used for solubility and dissolution studies. Particle size analyzer/PSA (Malvern zetasizer) was used to measure droplet size. A magnetic stirrer (Ika RH Basic I), a vortex mixer (Genie), and glassware were used for SNEDDS and sample preparation.

Procedure

Preliminary studies

Solubility studies

An excessive amount of PGV-0 that accurately weighed was added to an accurately measured volume vehicles (oils, surfactants, or cosurfactants), vortexed for 5 minutes, and stirred for 24 hours. After allowed for 1 day at the room temperature, the mixture was separated by ultracentrifugation. The supernatant was separated by decantation. The precipitate was washed with the water until the rinse became clear and colorless. The supernatant was diluted with methanol and the concentration of PGV-0 was quantified by UV-Vis spectrophotometric. This analysis was performed in triplicate. One or two of oil, surfactant, and cosurfactant that showed highest PGV-0 solubility capability was used to further study.

Compatibility test of oils-surfactants-cosurfactants combination

The compatibility of surfactant and cosurfactant in the ratio of 1:1, 1:2, 1:3, 2:3, 3:2, 3:1, and 2:1 were observed visually for 3 days. The surfactant-cosurfactant mixtures that showed most widely miscibility area were used to surfactant-cosurfactant-oil compatibility test. SNEDDS were prepared by mixed oil, surfactant, and cosurfactant using vortex mixer, in the concentration ratio of 30-65% surfactant, 30-65% surfactant, and 5-40% oil to construct a pseudoternary phase diagram.

Construction of the pseudoternary phase diagram

The compositions of SNEDDS which tend to form nanoemulsion predicted by pseudoternary phase diagram. Five hundred microliters of each SNEDDS was quickly added to 500 mL of aquadest then mixed by magnetic stirrer. The emulsification time was determined from the time of SNEDDS dripping until the SNEDDS emulsified completely that was marked by a change of turbid or cloudy emulsion to transparent or translucent one. The mixtures which showed

emulsification time ≤ 2 min and transparent or translucent without any immediate coalescence were considered as nanoemulsion.

Design of experiment for formulation

Design-Expert software (Design-Expert 7.1.5; Stat-Ease Inc., Minneapolis, Minnesota) was used as statistical tools to facilitate computation and evaluation of the three-factors Simplex Lattice Design. Based on pseudoternary phase diagram and the reported of the range concentration of oil-surfactant-cosurfactant formed SNEDDS [12], the composition of each component as independent factors were selected as follow: oil (X_1) 5-40% oil, surfactant (X_2) 30-65%, and cosurfactant (X_3) 30-65%.

Preparation of PGV-0 loaded SNEDDS

Solubility studies of PGV-0 in SNEDDS formulation

Oil, surfactant, and cosurfactant in various proportion predetermined by the design were mixed in a microtube using a vortex mixer to made SNEDDS blank formulations. The solubility of PGV-0 in each SNEDDS formulation was determined by UV-Vis spectrophotometric method.

Formulation of PGV-0 loaded SNEDDS

SNEDDS blank formulations were prepared as described above, then 16.35 mg of PGV-0 was added to the SNEDDS. The mixtures were homogenized by a vortex mixer for 1 min followed by sonication for 5 min until all particles of PGV-0 disappeared and the mixture became transparent.

Formulation optimization of PGV-0 loaded SNEDDS

Droplet size measurement

The nanoemulsion samples were prepared by adding 100 μ L of formulations to 100 mL of aquadest, mixed by magnetic stirrer until emulsification point achieved. Droplet size of the samples was measured by a dynamic light scattering particle size analyzer (Malvern Instrument Ltd) at a wavelength of 633 nm, 25 $^{\circ}$ C with a scattering angle of 90 $^{\circ}$.

Dissolution studies

PGV-0 release studies from SNEDDS were performed using dissolution apparatus type II with artificial gastric fluid (AGF) pH 1.2 as dissolution medium. Five hundred microliters of each formulation of PGV-0 loaded SNEDDS were filled in hard gelatin capsules size 30". The capsule was introduced to 500 mL of AGF at a temperature of 37 \pm 0.5 $^{\circ}$ C and 22 revolution speed of the paddle at 50 rpm. At

predetermined time intervals, 5 mL of sample aliquot was withdrawn and immediately placed with an equivalent volume of fresh AGF (37 \pm 0.5 $^{\circ}$ C). The sample was filtered through 0.45 μ m membrane filter, then the PGV-0 content analyzed by spectrophotometer UV-VIS at a wavelength of 422 nm.

Analysis and modeling of mixture

The each response data were fitted to a canonical polynomial model explained by equation:

$$Y = b_1X_1 + b_2X_2 + b_3X_3 + b_{12}X_1X_2 + b_{13}X_1X_3 + b_{23}X_2X_3 + b_{123}X_1X_2X_3$$

where Y is the response, b_i is the expected coefficient for the factor X_i ($i = 1, 2, 3$ for pure mixture; 12, 13, 23 for binary mixture and 123 for ternary mixture). The optimum formulation area and the effects of the various combinations on the responses predict by the equation, contour plots, and overlay plot.

Prediction of optimum formulation based on desirability function

In the present study, two responses were optimized simultaneously. To obtain the most favorable compromising area for each of the responses objectively, a desirability function using Design-Expert software can be used since it uses the numerical optimization method.

Optimum formulation verification

Through the optimization process by the software, the point prediction of each response was obtained. The predicted values were verified experimentally by prepared the optimum formulation, measured its droplet size, C_{45} and solubility of PGV-0 and analyzed by one-sample t-test.

Data analysis

The response data (Y) of each composition (X_i) analyzed by Design-Expert software to obtain polynomial equations with an appropriate model for the system being studied. Ideally, the best suitable model should have the highest order polynomial where the additional terms are significant (p-value < 0.05) and the model is not aliased. It is obtained from the sequential model sum of squares (type I) parameter. The selected model has an insignificant lack of fit too and the adjusted multiple correlation coefficients (R^2) and predicted R^2 are higher compared to the other models.

After selecting the best model, Design-Expert software will provide analysis of variance of the model and its lack of fit (Partial sum of squares - Type III), and estimates the coefficient of the factor. The values of the coefficients are related to the effect of the

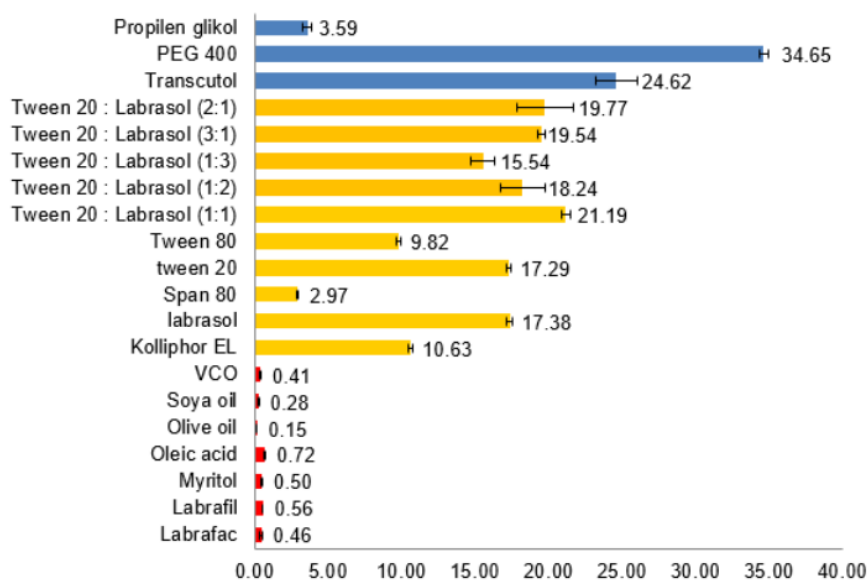


Fig 1. PGV-0 solubility in various vehicle

factors on the response. The larger coefficient means the more influential of the factor. Coefficients with only one term (b_1 , b_2 , and b_3) represent the main effects. Coefficients with more than one term (example b_{12} and b_2^2) and higher order, means the interactive effect and quadratic effect, respectively. A positive sign indicates a synergistic effect, on the contrary, a negative sign indicates an antagonistic effect.

From the optimization process, the point prediction of the optimum formula will be obtained. The difference between experimental data and estimated data analyzed statistically by one sample t-test analysis using IBM SPSS statistic 23 software.

RESULT AND DISCUSSION

Preliminary Studies

The solubility of PGV-0 in oils, surfactants, and cosurfactants is presented in Fig. 1. In the recent study, among seven tested oils, oleic acid showed the highest capability to dissolve PGV-0. Therefore, oleic acid was chosen for further study. Although the solubility of PGV-0 in oleic acid was highest among the tested oils, it is still classified as very slightly soluble [14]. The solubility in oil is reflected by partition coefficient, $\log P$, where $\log P > 3$ means the compound is highly lipophilic [15]. Yuwono reported that apparent $\log P$ of PGV-0 was 1.84, so the solubility of PGV-0 in oils was low [16]. A similar result was reported by Cui. The highest solubility of curcumin among the tested oils (paraffin oil, peanut oil, castor oil

and ethyl oleate) was in ethyl oleate, i.e. 0.357 mg/g (categorized as very slightly soluble) [12]. PGV-0 is a curcumin analog so it has structure similarity with curcumin. The amount of oleic acid content in ethyl oleate (oleic acid ethyl ester) also contributed to the similar result.

Five surfactants were tested for PGV-0 solubility. The result showed that PGV-0 had the highest solubility in Tween 20, followed by labrasol. In order to find out the best surfactant or mixture of surfactants for PGV-0, labrasol and Tween 20 were mixed in various combinations for further solubility tests. The mixture of Tween 20 and labrasol (1:1) showed the highest capability to dissolve PGV-0, hence it was chosen as surfactant. The same combination of surfactants was reported to have better microemulsion efficiency for capmul MCM. The viscosity of Tween 20 is high, so the inclusion of labrasol as a secondary surfactant could increase the fluidity of the interface and improve the self-emulsification [16]. Polyethylene glycol 400 (PEG 400) was chosen as cosurfactant because its superior capability to dissolve PGV-0 compared to transcutool and propylene glycol.

From compatibility test, the chosen vehicles from solubility study were miscible in one another and could be continued to pseudoternary phase diagram construction. The pseudoternary phase diagram was constructed to estimate concentration area where SNEDDS blank formulations formed nanoemulsion when introduced to water. The pseudoternary phase diagram consisted of oleic acid, Tween 20:labrasol

(1:1), and PEG 400 as presented in Fig. 2. The nanoemulsion area showed by gray spots in the diagram.

The self-nanoemulsion zone produced by the system achieved at highest content of oleic acid as 20%. At the range of oleic acid concentration as 20–40%, the monophasic were produced, but the time for emulsification was higher than 2 min, so they were excluded from self-nanoemulsion zone.

Drug solubility in vehicles, compatibility between vehicles and self-emulsification characteristics are crucial for an SNEDDS with a high content of drug, stable, and emulsified immediately when contact with the gastric liquid. Highest PGV-0 solubility in oil is used as a starting point to select surfactant and cosurfactant, because, in the aqueous environment, PGV-0 is expected to be loaded as much as possible in oil nanodroplet. To achieve nano/microdroplet size, an oil-water system need to lowering the interfacial tension and cosurfactant to further reduction and to stabilize the droplet. Oleic acid, a mixture of Tween 20:labrasol (1:1), and PEG 400 which showed the highest PGV-0 solubility in each group of oil, surfactant, and cosurfactant together with good compatibility and emulsification were chosen as the component to SNEDDS formulation. The high viscosity of Tween 20 help SNEDDS to prevent the precipitation of PGV-0 particles in aqueous solution, while the low viscosity of labrasol improve the homogeneity of the mixture and solubilization of the drug.

Design of Experiment for Formulation

A simplex lattice design was applied to optimize SNEDDS compositions effectively both cost and time compared to trial and error method. At the low and high

limit of each of the three-factors, with an order to quadratic model fit and number of runs to replicate 4, SLD requires 14 experimental runs to determine experimental error and significance of quadratic fit. In this study, a total of 14 formulations were designed, generated, and analyzed using the Design-Expert software.

Droplet size measurement is important for assessing SNEDDS quality because it determines the solubility of the drug, the rate and extent of dissolution as well as absorption. Solubilization of maximum amount of PGV-0 in SNEDDS formulation is highly




Fig 2. Pseudoternary phase diagram of SNEDDS consist of oleic acid, Tween 20:labrasol (1:1), and PEG 400

Table 1. Actual design of PGV-0 loaded SNEDDS optimization with response values

Std	Run	Component 1	Component 2	Component 3	Response 1	Response 2	Response 3
		A:Oleic acid %	B:Tween 20 : Labrasol (1:1) %	C:PEG 400 %	Droplet size nm	C ₄₅ %	Solubility of PGV-0 mg/L
3	1	22.50	30.00	47.50	95.96	72.32	32.27
10	2	16.66	41.66	41.66	95.59	54.50	24.42
1	3	40.00	30.00	30.00	183.60	47.48	16.35
12	4	5.00	65.00	30.00	16.95	45.97	28.67
11	5	40.00	30.00	30.00	148.20	43.61	20.60
6	6	5.00	30.00	65.00	39.78	53.32	35.52
7	7	25.00	40.00	35.00	159.3	71.73	20.12
9	8	15.00	52.50	32.50	80.00	78.00	24.51
5	9	5.00	47.50	47.50	24.77	39.47	30.65
8	10	15.00	37.50	47.50	94.43	72.28	23.78
13	11	5.00	30.00	65.00	35.88	43.10	35.51
4	12	5.00	65.00	30.00	15.94	51.47	29.79
14	13	22.50	47.50	30.00	81.15	83.37	31.93
2	14	22.50	47.50	30.00	89.54	88.00	33.03

10
 Table 2. Model summary statistics of responses

Model fit parameter	Suggested model	Statistics parameter			
		F value	Probability>F (p-value)	Adj-R ²	Pred-R ²
4 Sequential model sum of squares Lack of fit	36 Linear	40.20	<0.0001		
	Special cubic	6.07	0.0432		
	Linear	3.23	0.1370		
	Special cubic	2.54	0.1946		
Model summary statistics				0.8578	0.8227
Y ₂ Sequential model sum of squares Lack of fit	4 Quadratic	19.24	0.0005		
		3.67	0.1181		
		Model summary statistics			
26 Sequential model sum of squares Lack of fit	Special cubic	23.47	0.0019		
		3.69	0.1196		
		Model summary statistics			

1
 Table 3. Significance of model and lack of fit from the partial sum squares (type III)

Response	Model	41 p-value	
		Model	Lack of fit
Y ₁	Special cubic	0.0004	0.1946
Y ₂	Quadratic	0.0012	0.1181
Y ₃	Special cubic	0.0016	0.1196

desirable. This will allow minimizing the amount of SNEDDS dosage required for the therapeutically effect. This recent study was used the amount of drug released in minute 45 (C₄₅, %) as dissolution parameter. Dissolution is the most important parameter for assessing SNEDDS quality in this study because it represents the rate and extent of dissolved drug that released in gastrointestinal fluid. The actual design from the randomized runs for independent and dependent variables is presented in Table 1.

Preparation of PGV-0 Loaded SNEDDS

40
 The solubility of PGV-0 in SNEDDS formulations is shown in Table 2. PGV-0 had the highest solubility in standard 6 (35.52 mg/mL), whereas in standard 1, PGV-0 showed lowest solubility. The smallest of PGV-0 solubility (16.35 mg/mL) was chosen as the PGV-0 content of all tested formulations.

Formulation Optimization of PGV-0 Loaded SNEDDS

Droplet size of nanoemulsion (Y₁) of all batches was <200 nm. The droplet size was increased as the higher content of oleic acid, but this phenomenon was not seen in the increase of mixsurf of Tween 20:labrasol (1:1), and PEG 400 content. So, the program suggested

linear or special cubic as the suitable model for droplet size response. The percentage of drug released at minute 45 (Y₂) was in the range of 39.47–88% and solubility (Y₃) was 16.35–35.52%.

All of the responses were fitted to the quadratic model. The appropriate model was verified by ANOVA tests in a sequential model sum of squares (Type I) and lack of fit test, adjusted multiple correlation coefficients (Adj-R²) and prediction multiple correlation coefficient (Pred-R²) value in model summary statistics. Based on the statistics parameters, the model of best fit was suggested by the program. The model summary statistics of the three responses is showed in Table 2.

Although all of the responses are fitted to the quadratic model, only PGV-0 solubility response (Y₃) is fit with quadratic model. The suggested model for the droplet size responses (Y₁) is linear or special cubic. The special cubic model is the higher order than the linear model, had greater insignificance of lack of fit and greater adj-R² than the linear model, so the special cubic is chosen as the model.

For the C₄₅ (Y₂) and PGV-0 solubility (Y₃) response, the program only suggested a quadratic and special cubic respectively. The p-value of each model is significant (p<0.05) and the lack of fit is not significant (p>0.1), so the model is suitable for each of response.

In order to confirm the fit of the model that previously suggested by the program and to obtain the polynomial equations of the chosen model, the ANOVA from the partial sum of squares - Type III and the coefficients of the factor were determined. The ANOVA result is showed in Table 3.

According to the ANOVA result in Table 3, the special cubic model for droplet size response is

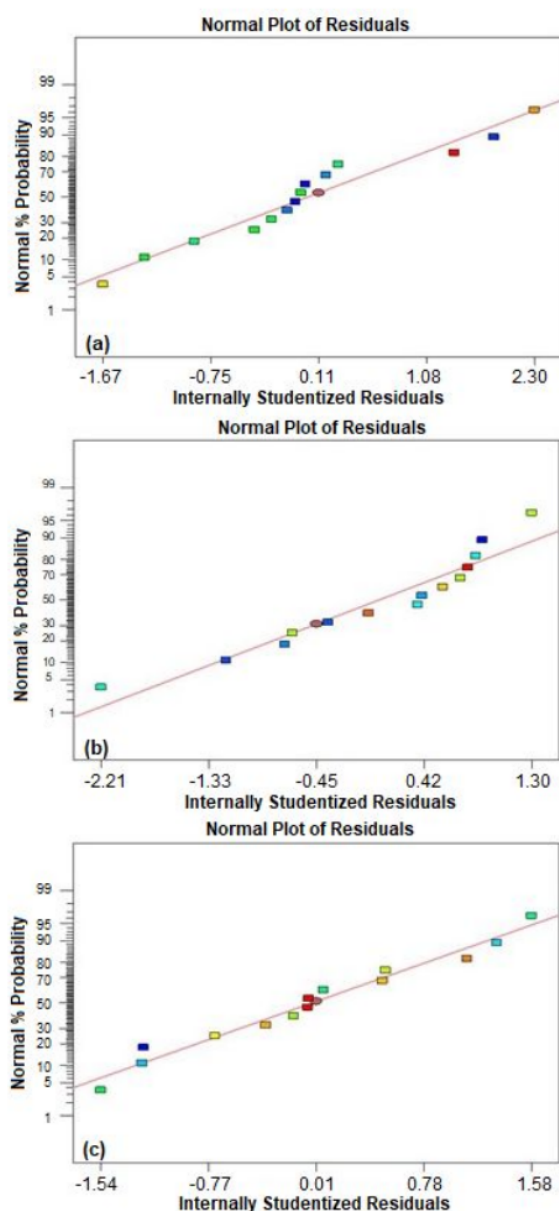


Fig 3. Normal plot of (a) droplet size residuals, (b) C_{45} residuals, and (c) PGV-0 solubility residuals, showed a linear pattern

significant ($p < 0.05$) and the model is not aliased. Therefore, the special cubic is a good and appropriate model for describing the effect of a constituent on the droplet size response ($p < 0.05$). The lack of fit is not

significant ($p > 0.1$) mean there are not significant differences between the observation results and estimated results from the model.

Normal probability plots of the studentized residuals of droplet size, C_{45} , and PGV-0 solubility response are shown in Fig. 3 (a), (b), and (c). The diagnostic plots show that all of the residuals points are distributed normally, followed a linear pattern. This is mean the model produce good predictive responses.

The predictive responses in any composition of factors calculated by the equation as showed in Table 4. By analyzing the coefficient of main effects and interactive effects in the equation, the influence of the factors on the responses could be described. The description further clarified visually by contour plot as showed in Fig. 4, 6, and 7.

Influence of Components Ratio on Droplet Size, C_{45} , and Solubility

The polynomial equation of Y_1 shows the relationship between the proportion of components (X_i) and droplet size (Y_1) followed a special cubic model. The coefficient of the main effect of each component is positive. It is mean the increase of the proportion of oleic acid (X_1), mixsurf (X_2), or PEG 400 (X_3) in the system increase the droplet size.

The increased proportion of oleic acid independently increased the droplet size. Many earlier studies had same trend [12-13,17,22]. The more oil to surfactant ratio, the amount of surfactant become increasingly insufficient to cover the oil nanodroplet, so some of the droplets join together to minimize the interface area leading droplet size increase.

The droplet size is increase with the increased of mixsurf (Tween 20:labrasol). A similar result was reported by Basalious. The increased of mixsurf (cremophor/Tween 80) caused the increased of droplet size of lacidipine loaded SNEDDS [17]. This phenomenon could be occur if the increase in surfactant concentration mediate the excessive enhancement of water penetration into oil droplet, so that the interface disrupted, leading to the ejection of oil droplet into the aqueous phase [18].

Similar to many earlier reports [12-13,17,22], larger droplet size also observed on increased of PEG 400 proportion. Cosurfactant or cosolvent is added to provide solubilization of a large number of hydrophilic surfactant and leading to drug loading enhancement and improve the emulsification time [19]. The progressive addition of PEG 400 in SNEDDS system leads the less hydration of surfactant head group so the surfactant surface area becomes smaller, followed by micellar and droplet growth [20].

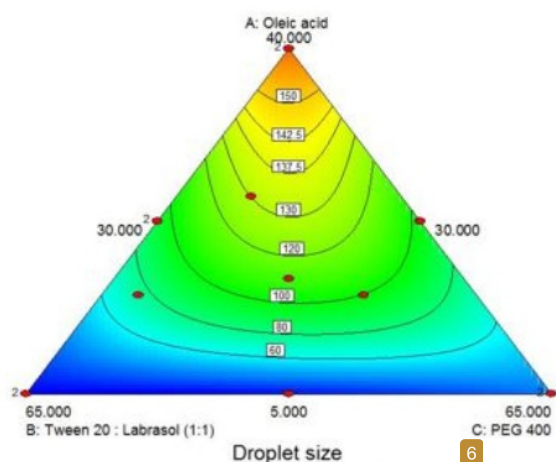


Fig 4. Model graph showing the effect of oleic acid, mixsurf (Tween 20:labrasol 1:1), and PEG 400 and their interaction on droplet size

Table 4. Regression result of responses

	Coefficient Estimate		
	Y ₁	Y ₂	Y ₃
X ₁	167.98	45.43	18.39
X ₂	16.31	49.60	28.93
X ₃	37.08	49.08	35.59
X ₁ X ₂	1.48	144.14	29.31
X ₁ X ₃	-26.46	89.46	21.41
X ₂ X ₃	-22	-50.57	-5.53
X ₁ X ₂ X ₃	1159.46	-	-309.04

Oleic acid has the highest effect on droplet size, while the two other components have a more limited effect. This is illustrated more clearly in Fig. 4. The increase in the percentage of oleic acid from 5% to 40% shows a non-linear increase in droplet size from 16.31 nm to 167.98 nm.

The interaction effect of a binary mixture of oleic acid and mixsurf (X₁X₂) is positive, while oleic acid and PEG 400 (X₁X₃) and mixsurf and PEG 400 (X₂X₃) have antagonistic effect respectively. The effect of antagonistic factors are higher than the main effects, therefore the ratio enhancement of mixsurf and PEG 400 from 30% to 65% produce a non-linear decrease in droplet size as shown in Fig. 4. The interaction effect of the ratio of oleic acid and PEG 400 is the most influential factor to the reduction of droplet size. The interaction effect of tertiary mixture X₁X₂X₃ is synergistic, leading to increasing in droplet size.

In Table 3, a quadratic equation of PGV-0 released at minute 45 (Y₂) contains positive coefficient of main effects and interaction effect of X₁X₂ and X₁X₃. The contribution of X₂ and X₃ to the dissolution properties was similar to earlier report [17,22]. Dissolution

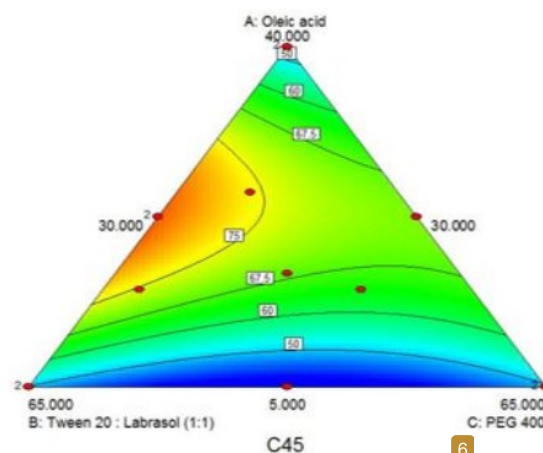


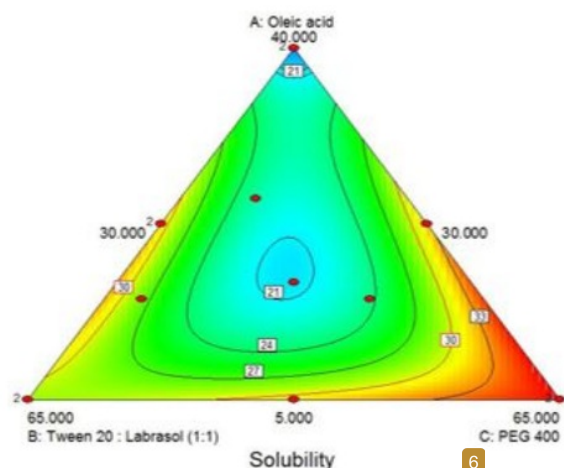
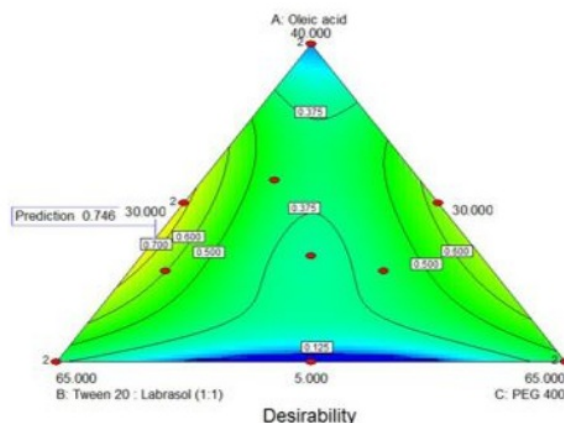
Fig 5. Model graph showing the effect of oleic acid, mixsurf (Tween 20:labrasol 1:1), and PEG 400 and their interaction on C₄₅

properties of SNEDDS influenced by the solubility and the rate of self-emulsification. The addition of surfactant to the drug-oil-water system would decrease the interface tension, facilitated interaction between hydrophobic drug with oil and water leading the better solubilization. The addition of surfactant also enhances the water penetration, generate interface disruption and therefore decrease the droplet size and dissolution rate. This mechanism is further assisted by the addition of cosurfactant/cosolvent, which improves the solubility of drug and surfactant. The penetration of cosurfactant/cosolvent into the surfactant monolayer interface has the similar impact to water penetration, so it improves the self-emulsification and dissolution extent and rate. Otherwise, the interaction of amount of oleic acid and mixsurf gives the biggest contribution to the increase of the amount of PGV-0 released. As showed in Fig. 5, the area where the composition gave C₄₅ equal to or higher than 75% is located on the edge of line 30% of PEG 400, in the middle level of oleic acid and mixsurf.

Table 4 shows the special cubic equation that describes the effect of oleic acid, mixsurf, PEG 400 and their interaction on the response of PGV-0 solubility. The each of the main effect has a positive coefficient, with the order from high to low: PEG 400 > mixsurf > oleic acid. This result is correspondent with preliminary solubility studies. The most significant antagonistic interactive effect is X₁X₂X₃, causes the effect of three factors together is less than the sum of the three factors taken independently of each other. In the other hand, the most significant synergistic interaction effect is the proportion of oleic acid and mixsurf. Fig. 6 shows

Table 5. One Way T-test of predicted and experimental values of PGV-0 loaded SNEDDS runs at the estimated optimal operating condition

Response	Prediction value	Experimental			p-value
		Value	Standard deviation	Standard error (%)	
Y ₁ (nm)	75.45	78.63	11.52	6.65	0.680
Y ₂ (%)	82.2	78.21	2.02	0.076	0.076
Y ₃ (mg/mL)	31.80	30.57	1.82	1.05	0.362

**Fig 6.** Model graph showing the effect of oleic acid, mixsurf (Tween 20:labrasol 1:1), and PEG 400 and their interaction on PGV-0 solubility**Fig 7.** Overlay plot of desirability function

the maximum area of PGV-0 solubility located in around of the PEG 400 vertex (65% PEG 400). This result is reasonable because, from the previous solubility study, PGV-0 showed the highest solubility in PEG 400.

The increase proportion of oleic acid and mixsurf together causes the decrease in droplet size and increase in dissolution and solubility. Interaction between

oleic acid and mixsurf generate the formation of micelles. PGV-0 soluble in oil is partially trapped in the center of micelles and some other is bounded in the hydrophilic head of surfactant because of the semipolarity of PGV-0. The more the formed micelles, the more PGV-0 soluble and dissolved.

The interaction effect of oleic acid-mixsurf to the droplet size is almost equal to the interaction effect of oleic acid-PEG 400. This is due to the micelles formation, as well as oleic acid-mixsurf. The interactive effect of oil with other components shows the highest significance, because the proportion of oleic acid independently as the main effect also has the highest effect, so a little change of oleic acid proportion shows a relatively major change on responses. The increase proportion of mixsurf and PEG 400 together is also decreased the droplet size. This is due to cosolvency in the mixsurf solubilisation of PGV-0 and oleic acid, so the droplet size becomes smaller. Cosurfactant molecules put itself on the sidelines of surfactant molecules leading the steric stabilization of micelles.

Formulation Optimization Using Desirability Function

The simulation optimization for all responses carried out with desirability function. It is calculated by combining the individual desirabilities using geometric mean. The desirability function assigns numbers between 0 and 1, with 0 representing a completely undesirable value and 1 representing an ideal response value.

To maximize the overall desirability, criteria the controllable factors and responses was set, with Y₁ was set to be minimized while Y₂ and Y₃ were set to be maximized. Fig. 7 shows the overlay plot for the desirability function. The optimized formulation is achieved at X₁ = 18.6 mg, X₂ = 51.4%, and X₃ = 30% with the corresponding desirability (D) value of 0.746. The predicted response of Y₁ = 75.45 nm, Y₂ = 82.2%, and Y₃ = 31.80 mg/mL.

In order to verify the validity of the optimum parameters and predicted responses calculated, three batches of the optimized formulations were prepared. All of the responses were evaluated for each optimized formulation. The comparison of the experimental and predicted results and its are showed in Table 5.

The experimental value of C_{45} of the optimum formulation was $78.20 \pm 1.66\%$, the droplet size was 77.34 ± 9.41 nm, and PGV-0 solubility was 30.57 ± 1.48 mg/mL. All of the experimental responses are not significantly different with the predicted responses ($p = 0.05$). It can be seen that the experimental values are in very close agreement with the predicted values, indicating the success of the SLD combined with a desirability function for the evaluation and optimization of PGV-0 loaded SNEDDS formulations.

CONCLUSION

The Simplex Lattice Design with desirability function is effective in optimizing PGV-0 loaded SNEDDS and in understanding the effects of the formulation factors on dependent variables.

ACKNOWLEDGEMENT

The authors wish to express their gratitude to the help of University of Muhammadiyah Purwokerto and Faculty of Science Mahidol University for staff exchange opportunity.

REFERENCES

- [1] Sardjiman, 2000, Synthesis of a New Series of Curcumin Analogues, Biological Activities and Qualitative Structure-Activity Relationships, *Dissertation*, Universitas Gadjah Mada, Yogyakarta.
- [2] Nugroho, A.E., Ikawati, Z., Sardjiman, and Maeyama, K., 2009, Effects of benzylidenecyclopentanone analogues of curcumin on histamine release from mast cells, *Biol. Pharm. Bull.*, 32 (5), 842–849.
- [3] Nugroho, A.E., Sardjiman, and Maeyama, K., 2010, Inhibitory effect of 2,5-bis(4-hydroxy-3-methoxybenzylidene) cyclopentanone on mast cell histamine mediated-rat paw edema, *Thai J. Pharm. Sci.*, 34, 107–116.
- [4] Oetari, R.A., Sardjiman, Yuwono, T., and Fudholi, A., 2003, Formulasi senyawa baru antiinflamasi PGV-0 dalam bentuk sediaan tablet, *Indonesian J. Pharm.*, 14 (3), 160–168.
- [5] Istyastono, E.P., Siwi, S.U., Utama, A.A., and Supardjan, A.M, 2004, Synthesis new potential anti-inflammatory agent sodium salt of Pentagamavunon-0, *Indones. J. Chem.*, 4 (3), 180–185.
- [6] Hakim, R.A., Nugroho, A.E., and Hakim, L., 2006, Profil farmakokinetika Pentagamavunon-0 setelah pemberian kalium Pentagamavunon-0 secara oral pada tikus, *Indonesian J. Pharm.*, 17 (4), 204–211.
- [7] Windriyati, N.Y., Fudholi, A., and Oetari, A.R., 2006, Dissolution properties of solid dispersions of Pentagamavunon-0 with polyvinylpyrrolidone, *Symposium Curcumin*, 27, 1–5.
- [8] Serajuddin, A.T., 2007, Salt formation to improve drug solubility, *Adv. Drug Delivery Rev.*, 59 (7), 603–616.
- [9] Chauhan, B., Shimpi, S., and Paradkan, A., 2005, Preparation and characterization of etoricoxib solid dispersions using lipid carriers by spray drying technique, *AAPS PharmSciTech.*, 6(3), E405–E409.
- [10] Wang, X., Michael, A., and Van den Mooter, G., 2005, Solid state characteristics of ternary solid dispersions composed of PVP VA64, Myrj 52 and itraconazole, *Int. J. Pharm.*, 303 (1-2), 54–61.
- [11] Rao, S.V.R., Yajurvedi, K., and Shao, J., 2008, Self-nanoemulsifying drug delivery system (SNEDDS) for oral delivery of protein drugs: III. *In vivo* oral absorption study, *Int. J. Pharm.*, 362 (1-2), 16–19.
- [12] Cui, J., Yu, B., Zhao, Y., Zhu, W., Li, H., Lou, H., and Zhai, G., 2009, Enhancement of oral absorption of curcumin by self-microemulsifying drug delivery systems, *Int. J. Pharm.*, 371 (1-2), 148–155.
- [13] Zhao, L., Zhang, L., Meng, L., Wang, J., and Zhai, G., 2013, Design and evaluation of a self-microemulsifying drug delivery system for apigenin, *Drug Dev. Ind. Pharm.*, 39 (5), 662–669.
- [14] Departemen Kesehatan Republik Indonesia, 1995, *Farmakope Indonesia*, 4th ed., Depkes RI, Jakarta.
- [15] Yamagami, C., Araki, K., Ohnishi, K., Hanasato, K., Inaba, H., Aono, M., and Ohta, A., 1999, Measurement and prediction of hydrophobicity parameters for highly lipophilic compounds: Application of the HPLC column-switching technique to measurement of log P of diarylpyrazines, *J. Pharm. Sci.*, 88 (12), 1299–1304.
- [16] Yuwono, T., and Oetari, R.A. 2008, Stabilitas PGV-0 (Pentagamavunon-0) sebagai obat antiinflamasi dalam bentuk sediaan larutan cair, *Indonesian J. Pharm.*, 15, 20–25.
- [17] Basalious, E.B., Shawsky, N., and Badr-Eldin, S.M., 2010, SNEDDS containing bioenhancers for improvement of dissolution and oral absorption of lacidipine. I: Development and optimization, *Int. J. Pharm.*, 391 (1-2), 203–211.
- [18] Gupta S., Kesarla, R., and Omri, A., 2013, Formulation strategies to improve the bioavailability of poorly absorbed drugs with special emphasis on self-emulsifying systems, *ISRN Pharm.*, 848043.

- [19] Kohli, K., Chopra, S., Dhar, D., Arora, S., and Khar, R.K., 2010, Self-emulsifying drug delivery systems: an approach to enhance oral bioavailability, *Drug Discovery Today*, 15 (21-22), 958–965.
- [20] Prajapati, K., and Patel, S., 2012, Micellization of Surfactants in mixed solvent of different polarity, *Arch. Appl. Sci. Res.*, 4 (1), 662–668.
- [21] Bandivadekar, M.M., Pancholi, S.S., Kaul-Ghaneekar, R., Choudhari, A., and Koppikar S., 2012, Self-microemulsifying smaller molecular volume oil (Capmul MCM) using non-ionic surfactants: a delivery system for poorly water-soluble drug, *Drug. Dev. Ind. Pharm.*, 38 (7), 883–892.
- [22] Marasini, N., Yan, Y.D., Poudel, B.K., Choi, H.G., Yong, C.S. and Kim J.O., 2012, Development and optimization of self-nanoemulsifying drug delivery system with enhanced bioavailability by Box-Behnken design and desirability function, *J. Pharm. Sci.*, 101 (12), 4584–4596.

Design and Optimization of Self Nano-Emulsifying Drug Delivery System Containing a New Anti-inflammatory Agent Pentagamavunon-0

ORIGINALITY REPORT

18%

SIMILARITY INDEX

11%

INTERNET SOURCES

15%

PUBLICATIONS

4%

STUDENT PAPERS

PRIMARY SOURCES

- 1** Nirmal Marasini, Yi Dong Yan, Bijay Kumar Poudel, Han-Gon Choi, Chul Soon Yong, Jong Oh Kim. "Development and Optimization of Self-Nanoemulsifying Drug Delivery System with Enhanced Bioavailability by Box–Behnken Design and Desirability Function", Journal of Pharmaceutical Sciences, 2012
Publication 2%
- 2** Aristote B. Buya, Ana Beloqui, Patrick B. Memvanga, Véronique Prétat. "Self-Nano-Emulsifying Drug-Delivery Systems: From the Development to the Current Applications and Challenges in Oral Drug Delivery", Pharmaceutics, 2020
Publication 2%
- 3** www.neliti.com
Internet Source 1%
- 4** id.123dok.com
Internet Source 1%

5	<p>Dong Won Lee, Nirmal Marasini, Bijay Kumar Poudel, Jeong Hwan Kim et al. "Application of Box–Behnken design in the preparation and optimization of fenofibrate-loaded self-microemulsifying drug delivery system (SMEDDS)", Journal of Microencapsulation, 2013</p>	1%
6	<p>indonesianjpharm.farmasi.ugm.ac.id</p>	1%
7	<p>Submitted to Universitas Diponegoro</p>	1%
8	<p>fjps.springeropen.com</p>	1%
9	<p>hdl.handle.net</p>	1%
10	<p>Samridhi Verma, Sandeep Kumar Singh, Priya Ranjan Prasad Verma. "Fabrication of lipidic nanocarriers of loratadine for facilitated intestinal permeation using multivariate design approach", Drug Development and Industrial Pharmacy, 2015</p>	<1%
11	<p>Mohd Neyaz Ahsan, Priya Ranjan Prasad Verma, Sandeep Kumar Singh, Samridhi, Madhu Yashpal. "Formulation of Rosuvastatin-</p>	<1%

Loaded Self-Nanoemulsifying Drug Delivery System Using Box-Behnken Design", Particulate Science and Technology, 2013

Publication

12

Villar, A.M.S.. "Design and optimization of self-nanoemulsifying drug delivery systems (SNEDDS) for enhanced dissolution of gemfibrozil", International Journal of Pharmaceutics, 20120715

Publication

<1%

13

banglajol.info

Internet Source

<1%

14

programdokter.farmasi.ugm.ac.id

Internet Source

<1%

15

Lili Zhao, Lin Zhang, Lin Meng, Jing Wang, Guangxi Zhai. "Design and evaluation of a self-microemulsifying drug delivery system for apigenin", Drug Development and Industrial Pharmacy, 2012

Publication

<1%

16

Submitted to Panjab University

Student Paper

<1%

17

link.springer.com

Internet Source

<1%

18

Esther Guerra-Rodríguez, Oscar M. Portilla-Rivera, José A. Ramírez, Manuel Vázquez.

<1%

"Modelling of the acid hydrolysis of potato (Solanum tuberosum) for fermentative purposes", Biomass and Bioenergy, 2012
Publication

19

www.dovepress.com
Internet Source

<1%

20

journals.plos.org
Internet Source

<1%

21

jpsionline.com
Internet Source

<1%

22

www.researchsquare.com
Internet Source

<1%

23

www.ncbi.nlm.nih.gov
Internet Source

<1%

24

Shamma, Rehab, and Nermeen Elkasabgy. "Design of freeze-dried Soluplus/polyvinyl alcohol-based film for the oral delivery of an insoluble drug for the pediatric use", Drug Delivery, 2016.
Publication

<1%

25

Amjed Mirza Oda, Hussein Abdulkadhim, Sura I.A. Jabuk, Rahma Hashim, Iman Fadhil, Dhay Alaa, Ali Kareem. "Green synthesis of silver nanoparticle by cauliflower extract: characterisation and antibacterial activity against storage", IET Nanobiotechnology, 2019

<1%

26 Submitted to University of Nottingham <1 %
Student Paper

27 www.bioaliment.ugal.ro <1 %
Internet Source

28 id.scribd.com <1 %
Internet Source

29 forddele.dk <1 %
Internet Source

30 Ranjit Prasad Swain, Bharat Bhusan Subudhi. " Effect of semicrystalline copolymers in solid dispersions of pioglitazone hydrochloride: - correlation ", Drug Development and Industrial Pharmacy, 2019 <1 %
Publication

31 Pankaj V. Dangre, Ritu M. Gilhotra, Shashikant N. Dhole. "Formulation and development of solid self micro-emulsifying drug delivery system (S-SMEDDS) containing chlorthalidone for improvement of dissolution", Journal of Pharmaceutical Investigation, 2016 <1 %
Publication

32 www.mendeley.com <1 %
Internet Source

33 Carlos Sabater, Ana Blanco-Doval, Antonia <1 %

Montilla, Nieves Corzo. "Optimisation of an enzymatic method to obtain modified artichoke pectin and pectic oligosaccharides using artificial neural network tools. In silico and in vitro assessment of the antioxidant activity", Food Hydrocolloids, 2021

Publication

34

statistics.byu.edu

Internet Source

<1%

35

Hanaa Mahmoud. "Design and optimization of self-nanoemulsifying drug delivery systems of simvastatin aiming dissolution enhancement", African Journal of Pharmacy and Pharmacology, 2013

Publication

<1%

36

G. Arthanareeswaran. "Studies on Performance of Cellulose Acetate and Poly(Ethelene Glycol) Blend Ultrafiltration Membranes Using Mixture Design Concept of Design of Experiments", International Journal of Polymeric Materials, 12/1/2006

Publication

<1%

37

Morais, Jacqueline M., Pedro A. Rocha-Filho, and Diane J. Burgess. "Influence of Phase Inversion on the Formation and Stability of One-Step Multiple Emulsions", Langmuir, 2009.

Publication

<1%

38

Arief Nurrochmad, Supardjan Amir Margono, Sardjiman, Arief Rahman Hakim, Ernawati, Erna Kurniawati, Erva Fatmawati. "Hepatoprotective and antioxidant activity of pentagamavunon-0 against carbon tetrachloride-induced hepatic injury in rats", Asian Pacific Journal of Tropical Medicine, 2013

Publication

<1%

39

mafiadoc.com

Internet Source

<1%

40

www.mdpi.com

Internet Source

<1%

41

www.longdom.org

Internet Source

<1%

42

Eun-Sol Ha, Seon-Kwang Lee, Du Hyung Choi, Seong Hoon Jeong, Sung-Joo Hwang, Min-Soo Kim. "Application of diethylene glycol monoethyl ether in solubilization of poorly water-soluble drugs", Journal of Pharmaceutical Investigation, 2019

Publication

<1%

43

Chengxiao Wang, Jianfang Ma, Ran Liu, Wei Han, Xiuzhen Tang. "A thermoplastic elastomer patch matrix for traditional Chinese medicine: design and evaluation", Drug Development and Industrial Pharmacy, 2013

Publication

<1%

44 Magesh Ganesa Pillai. "Optimization and analysis of nickel adsorption on microwave irradiated rice husk using response surface methodology (RSM)", Journal of Chemical Technology & Biotechnology, 02/2009
Publication <1%

45 majalah.farmasetika.com
Internet Source <1%

46 www.jurnal.lppm.unsoed.ac.id
Internet Source <1%

47 Mori Dhaval, Manish Panjwani, Ramesh Parmar, M. M. Soniwala, Kiran Dudhat, Jayant Chavda. "Application of Simple Lattice Design and Desirability Function for Formulating and Optimizing SMEDDS of Clofazimine", Journal of Pharmaceutical Innovation, 2020
Publication <1%

48 Decaestecker, T.N.. "Optimization of solid-phase extraction for a liquid chromatographic-tandem mass spectrometric general unknown screening procedure by means of computational techniques", Journal of Chromatography A, 20041112
Publication <1%

Exclude quotes On

Exclude matches Off

Exclude bibliography On